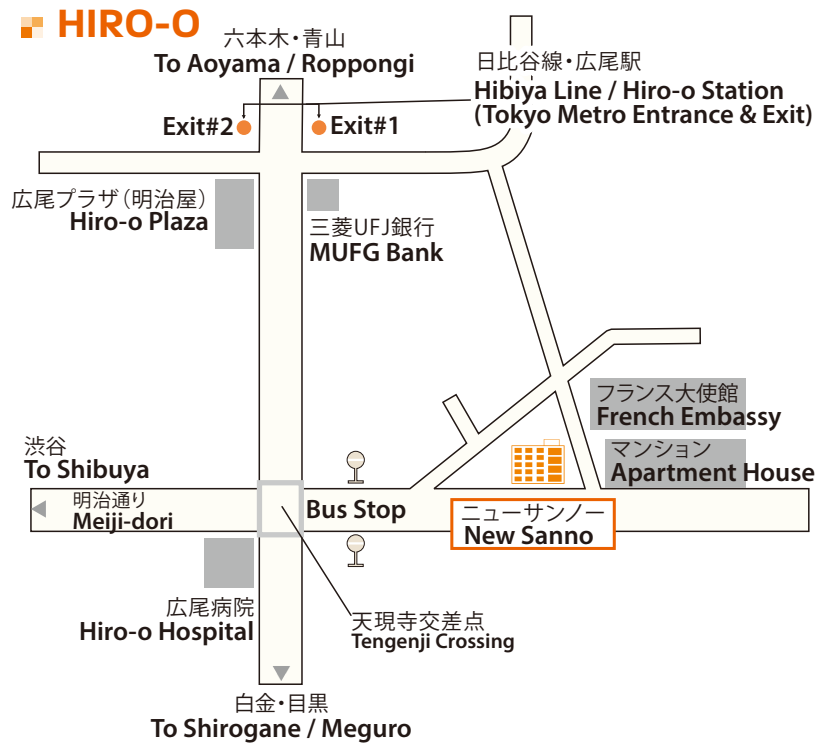




U.S. Naval Joint Services Activity
The New Sanno Hotel

4-12-20, Minami-Azabu, Minato-ku, Tokyo, Japan zip 106-0047
Unit 45003 APO AP 96337-5003
Phone: (DSN) 229-8001 Commercial (03)6868-2311

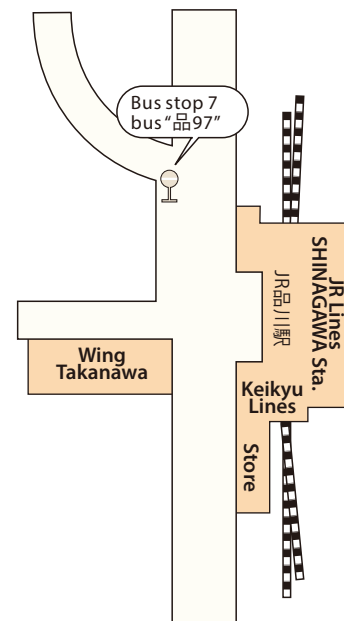
AUG. 2022



By TRAIN

The New Sanno	
↓	Bus “品97” ¥210 (Approx. 20min.)
↓	Shinagawa Sta. 品川
↓	Keihinkyuko line *Track 1 ¥650 (Approx. 43min. LTD.EXP) *Green (Approx. 53min. EXP) *Red
↓	Shioiri Sta. 汐入
↓	Yokosuka-chuo Sta. 横須賀中央

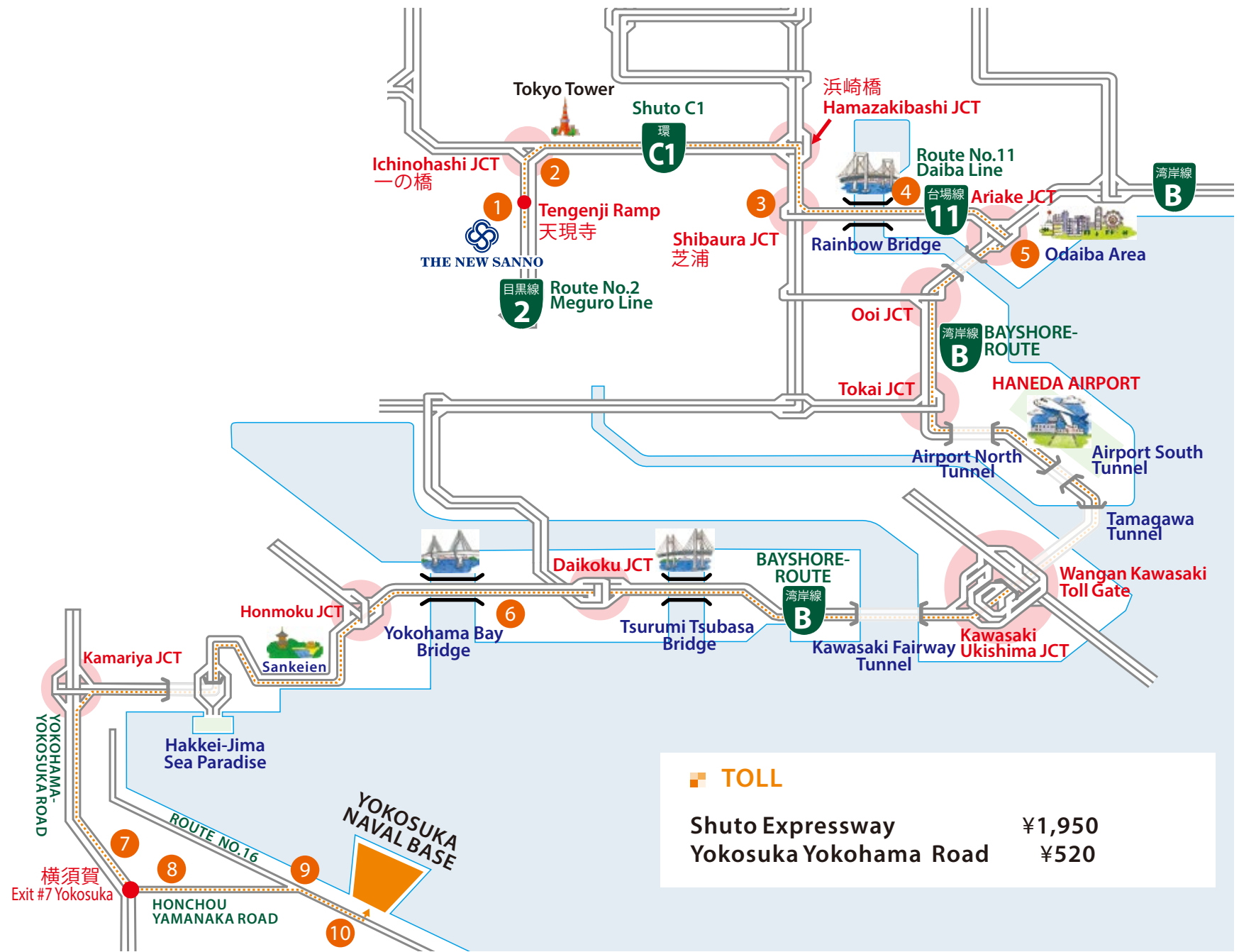
SHINAGAWA Sta.



HOW TO GET TO

YOKOSUKA
NAVAL
BASE

HOW TO GET TO YOKOSUKA NAVAL BASE



- 1 Take a left as you exit the New Sanno and drive up the ramp at the next traffic light onto the Shuto Expressway. You will pay a Toll of 1,950 Yen. You will be on Shuto Expressway #2.
- 2 Stay in the right lane and turn right on to #C1. You will see the Tokyo Tower to your left.
- 3 Stay in the right lane and take a right at "Y" split. Going towards the Rainbow Bridge and the Haneda airport following #11.
- 4 Stay in your left lane and you will drive up onto the Rainbow Bridge.
- 5 After you cross the bridge stay in the right lane and drive onto #B. This will take you all the way to Honmoku passing through the Yokohama Bay Bridge. (Yokohama Bay Bridge is the second bridge you will cross. The first bridge is Tsubasa Bridge).
- 6 Once you cross the Bay Bridge stay on #B road until you hit Yokohama - Yokosuka Road.
- 7 Take Yokohama-Yokosuka Road and get off at Yokosuka Exit. You will pay a toll of 520 Yen at this toll gate.
- 8 Drive on to Honcho Yamanaka Road. This road is 1.6 miles long with no toll.
- 9 You will drive down the ramp onto Route 16.
- 10 The Gate to Yokosuka Naval base will be on your left side at the second traffic Light.