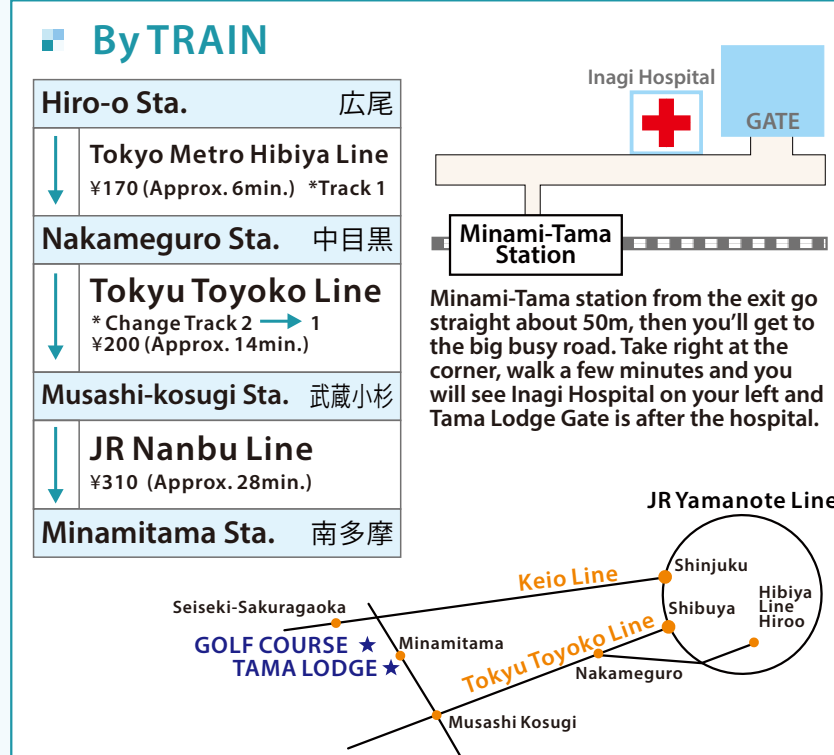
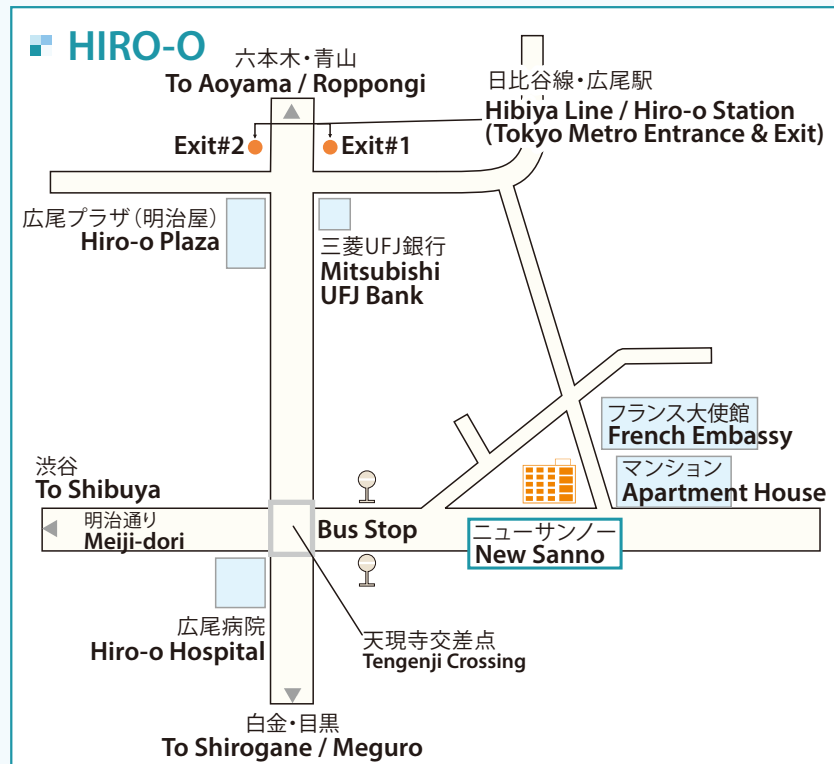


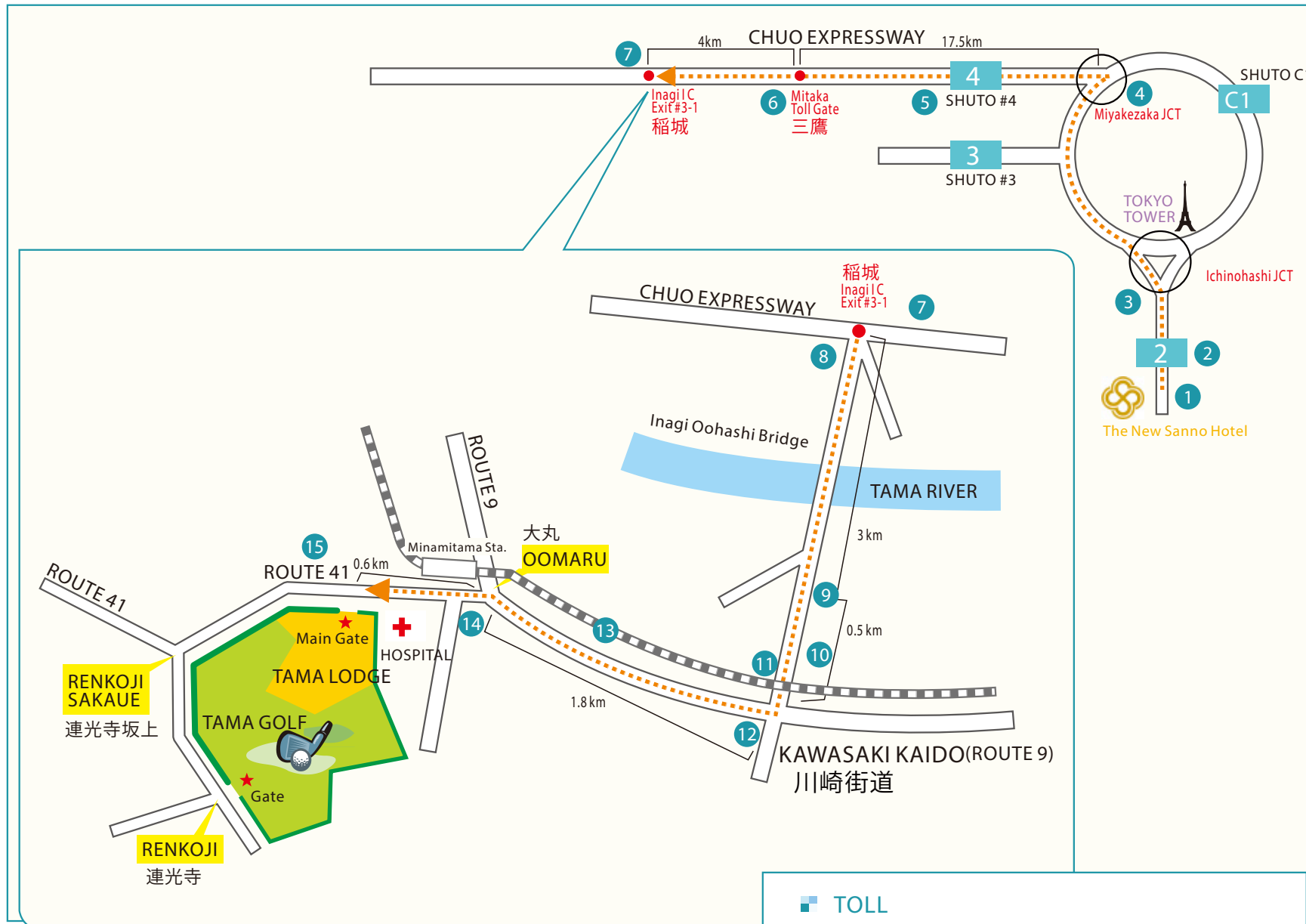
# HOW TO GET TO TAMA LODGE



U.S. Naval Joint Services Activity  
 The New Sanno Hotel

4-12-20, Minami-Azabu, Minato-ku, Tokyo, Japan zip 106-0047  
 Unit 45003 APO AP 96337-5003  
 Phone: (DSN) 229-8111 Commercial (03)3440-7871

# HOW TO GET TO TAMA LODGE



- 1 When exiting the New Sanno turn left.
- 2 Merge to far right lane and go on to Tengenji Ramp. Pay 1,320 yen at the toll.
- 3 Stay in the left lane and exit left at the Ichinohashi Junction, merge on to the Shuto C1.
- 4 Stay in the left lane and exit left at the Miyakezaka Junction and merge onto the Shuto #4 towards Shinjuku.
- 5 Shuto #4 merges into the Chuo Expressway.
- 6 Pay 1,000 yen at the Mitaka tollgate.
- 7 Drive Approx 4 km, exit at the Inagi I.C. Exit#3-1.
- 8 Stay right at the 2-way split toward Inagi Oohashi Road.
- 9 Drive Approx 3 km (Stay in left lane. Do not go through the under pass), exit towards Kawasaki-Kaido.
- 10 Keep straight Approx 0.5km ( stay in right lane) .
- 11 Cross train tracks.
- 12 Turn right at the intersection with Kawasaki-Kaido (Route 9).
- 13 Keep straight Approx 1.8km.
- 14 Stay in left lane towards Rt41 at Oomaru crossing.
- 15 Drive Approx 0.6km, you will see Tama Hills on the left side.