
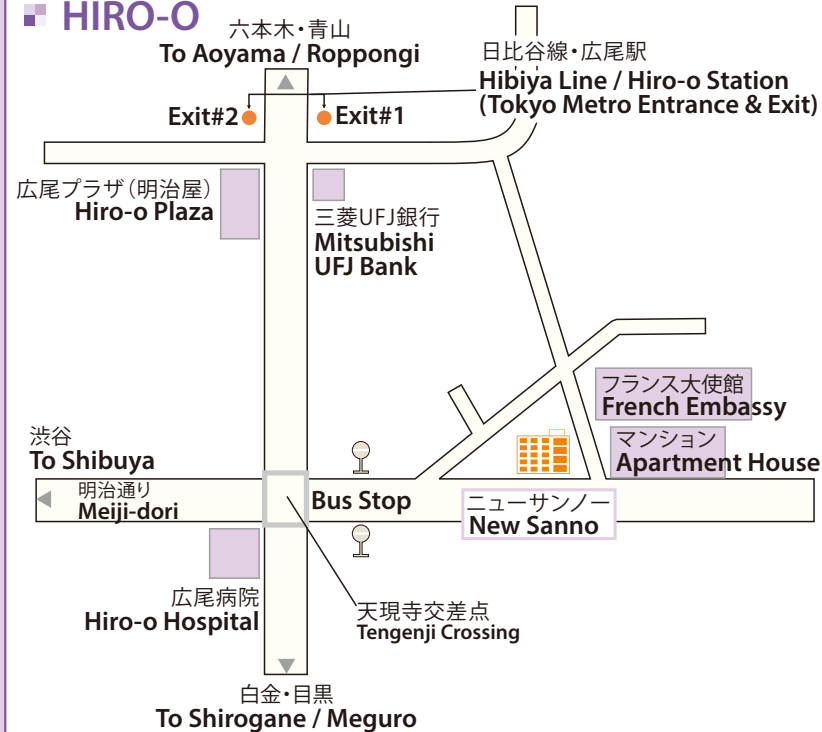


## By PLANE

<b>Hiro-o Sta.</b> 広尾	<b>Haneda Airport</b>
↓ Tokyo Metro Hibiya Line ¥170 (Approx. 3min.) *Track1	↓ 
<b>Ebisu Sta.</b> 恵比寿	<b>Hiroshima Airport</b>
↓ JR Yamanote Line ¥170 (Approx. 15min.)	↓ Airport Bus ¥400 (Approx. 15min.)
<b>Hamamatsu-cho Sta.</b> 浜松町	<b>Shiraichi Sta.</b> 白市
↓ Tokyo Monorail ¥500 (Approx. 20min.)	↓ JR Sanyo-honsen ¥1,520 (Approx. 1hr30min.)
<b>Haneda Airport</b>	<b>Iwakuni Sta.</b> 岩国
	↓ TAXI ¥1,500 (Approx. 10min.)
	<b>MCAS</b>

## HIRO-O



# HOW TO GET TO MCAS IWAKUNI

## By TRAIN

①

<b>Shinagawa Sta.</b> 品川
↓ JR Shinkansen "Nozomi" ¥20,510 (Approx. 4.2hrs.)
<b>Hiroshima Sta.</b> 広島
↓ JR Shinkansen "Kodama"
<b>Shin-iwakuni Sta.</b> 新岩国
↓ TAXI ¥3,500 (Approx. 30min.)
<b>MCAS</b>

②

<b>Shinagawa Sta.</b> 品川
↓ JR Shinkansen "Nozomi" ¥19,970 (Approx. 5hrs.)
<b>Hiroshima Sta.</b> 広島
↓ JR Sanyo-honsen(local)
<b>Iwakuni Sta.</b> 岩国
↓ TAXI ¥1,500 (Approx. 10min.)
<b>MCAS</b>

\* Please find a taxi which has permission to go to the base

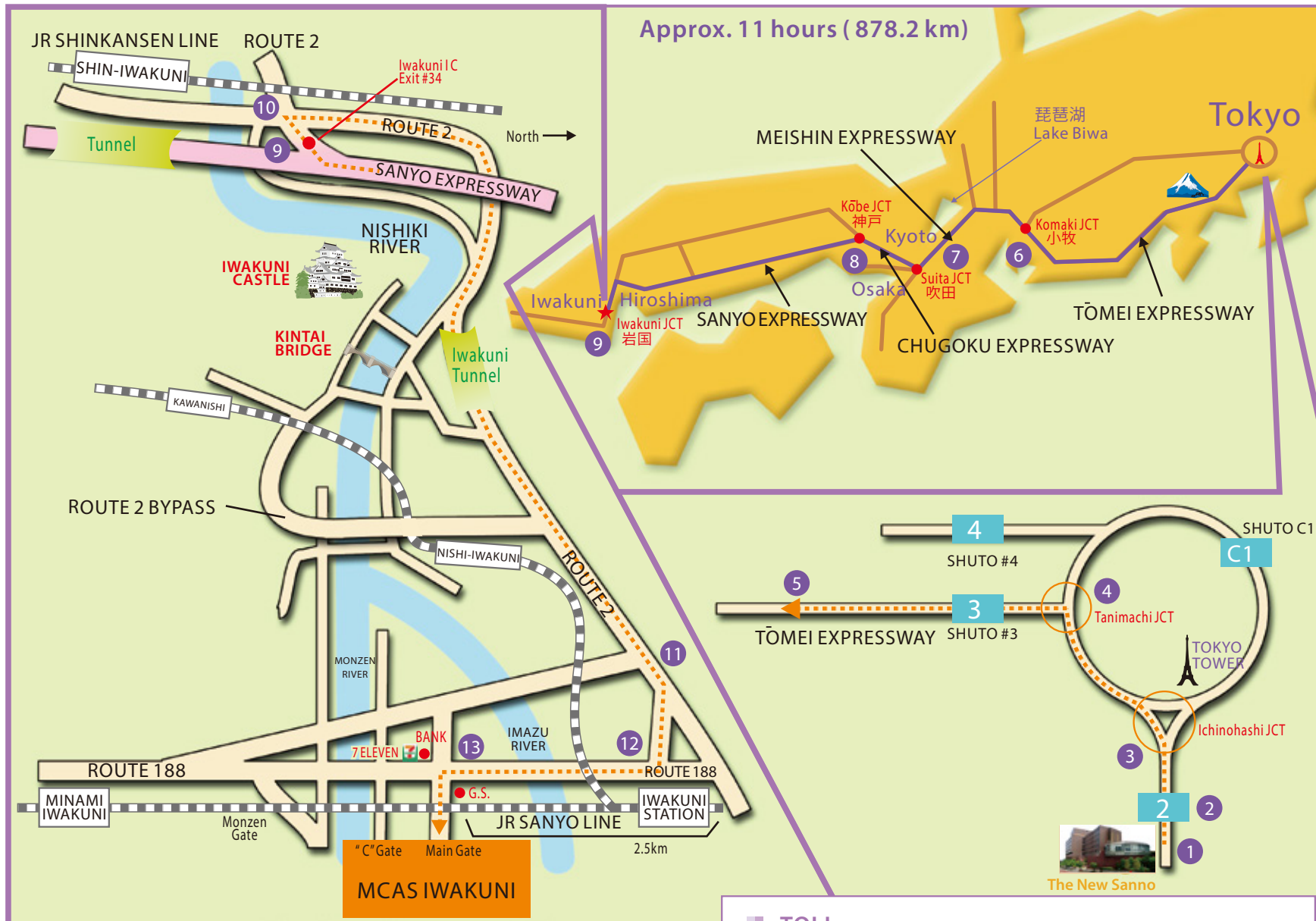
U.S. Naval Joint Services Activity  
The New Sanno Hotel

4-12-20, Minami-Azabu, Minato-ku, Tokyo, Japan zip 106-0047  
Unit 45003 APO AP 96337-5003  
Phone: (DSN) 229-8111 Commercial (03)3440-7871

Jan. 2020



# HOW TO GET TO MARINE CORPS AIR STATION IWAKUNI



- 1 When exiting the New Sanno turn left.
- 2 Merge to far right lane and go on to Tengenji Ramp. Pay 1,320 yen at the toll.
- 3 Stay in the left lane and exit left at the Ichinohashi Junction and merge on to the Shuto C1.
- 4 Stay in the left lane and exit left at the Tanimachi Junction and merge on to the Shuto #3 toward Shibuya.
- 5 Shuto #3 turns into the Tōmei Expressway.
- 6 Take Meishin Expressway at Komaki JCT..
- 7 Take Chugoku Expressway at Suita JCT..
- 8 Take Sanyo Expressway at Kobe JCT..
- 9 Get off Sanyo Expressway at Iwakuni IC. [Exit #34].
- 10 Turn to the right at the first intersection behind the toll gate.
- 11 You will be taking Route 2. Follow signs for Iwakuni Train Station.
- 12 Turn right at the intersection in front of Iwakuni Station (Take Route 188).
- 13 Keep going on Route 188 for about 2.5km. You will find Iwakuni Base on your left as soon as you go across Imazu River.